

CRIME IN WYOMING 2016

FIRST QUARTER REPORT

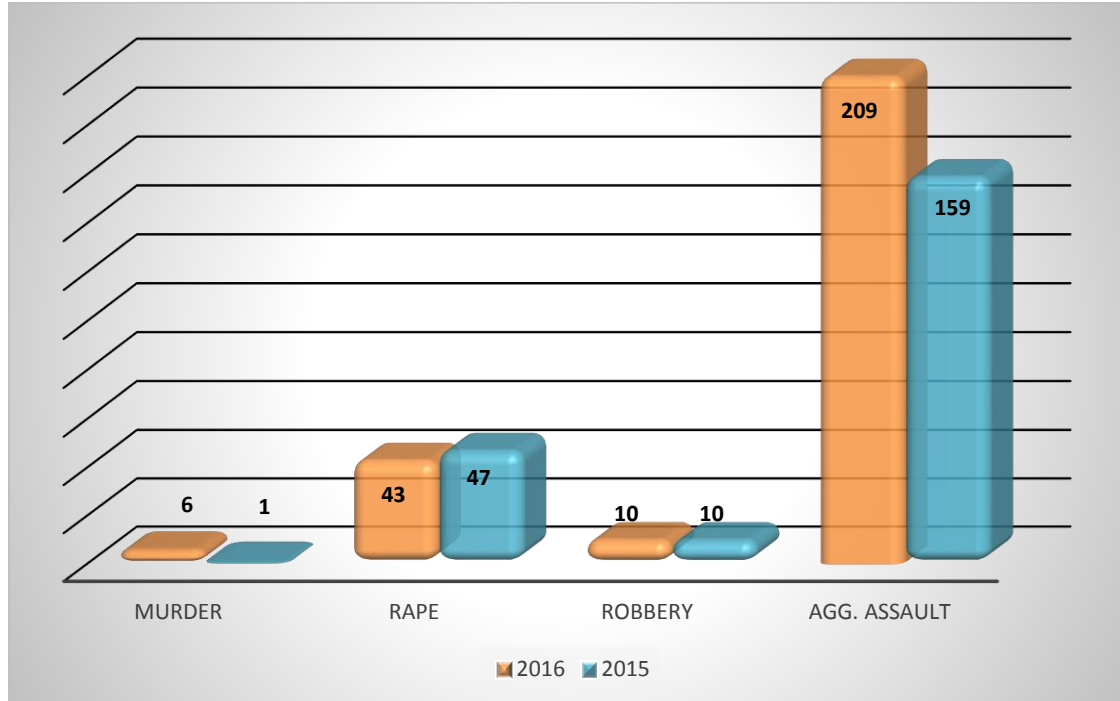
UNIFORM CRIME REPORTING
DIVISION OF CRIMINAL INVESTIGATION
OFFICE OF THE ATTORNEY GENERAL

The number of Crime Index offenses reported by Wyoming law enforcement agencies during the first quarter of 2016 increased 10.8% compared to the same quarter of 2015. Excluding arson, the Crime Index totaled 2,518 offenses during January through March, compared to 2,269 offenses in the same quarter in 2015. A total of 780 Index offenses were cleared during this 2016 reporting period, resulting in a clearance rate of 31 percent.

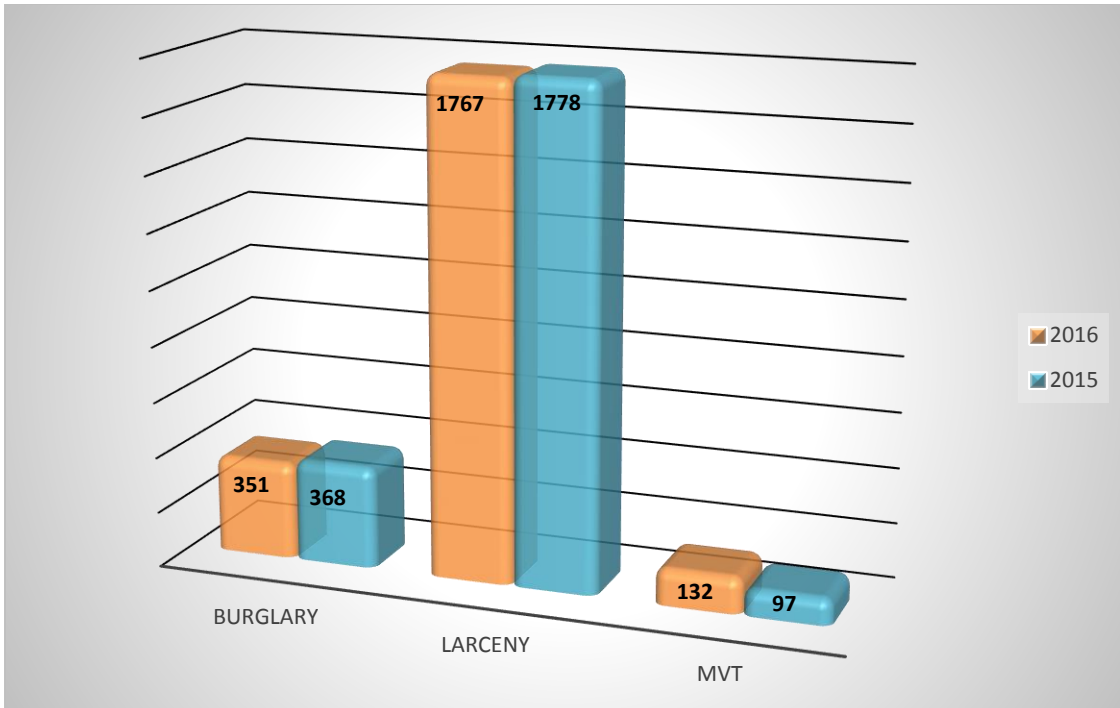
Visit DCI on the Web: <http://wyomingdci.wyo.gov/dci-criminal-justice-information-systems-section/uniform-crime-reporting>

	Actual	Cleared	%Cleared	Stolen	%Change
Murder	6	2	33.3%	\$0	500.0%
Rape	43	10	23.3%	\$0	-8.5%
Robbery	10	3	30.0%	\$3,801	-28.6%
Agg. Assault	209	142	67.9%	\$0	31.4%
Burglary	351	120	34.2%	\$376,678	98.3%
Larceny	1,767	481	27.2%	\$1,576,758	-0.6%
MV Theft	132	22	16.7%	\$899,796	36.1%
Violent Property	2,250	623	27.7%	\$2,853,232	9.6%
Total	2,518	780	31.0%	\$5,710,265	10.8%
Arson	6	1	16.7%	\$25,701	-33.3%

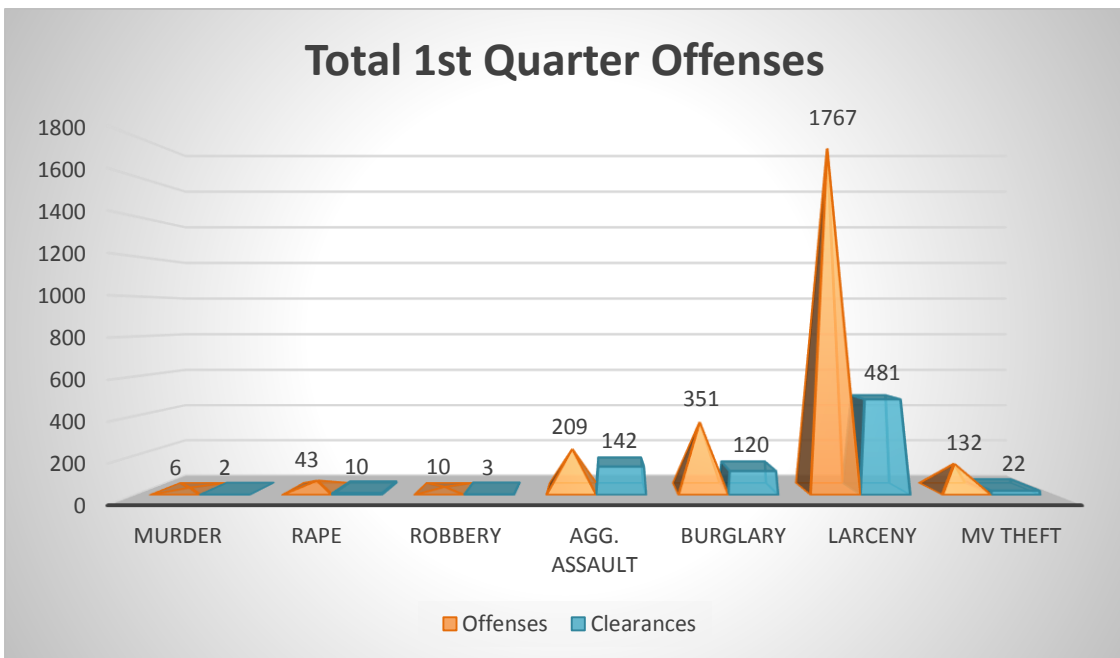
Violent Crimes



Property Crimes



Total 1st Quarter Offenses



INDEX OFFENSES BY CONTRIBUTOR

	MURDER	RAPE	ROBBERY	AGG ASSLT	BURGLARY	LARCENY	MVT	1ST QT 2016 TOTAL	M	1ST QT 2015 TOTAL	M	% Change *
ALBANY COUNTY	0	3	0	14	15	96	7	135		155		-12.9%
Sheriff				4	1	6		11	3	8	3	37.5%
Laramie		3		10	13	69	7	102	3	116	3	-12.1%
Univ of Wy					1	21		22	3	31	3	-29.0%
BIG HORN COUNTY	0	1	0	2	2	2	1	8		11		-27.3%
Sheriff		1			2			3	3	7	3	-57.1%
Lovell								0	3	2	3	-100.0%
Greybull				2		2	1	5	3	2	3	150.0%
CAMPBELL COUNTY	1	2	5	34	36	165	5	248		268		-7.5%
Sheriff		2		24	14	20	2	62	3	56	3	10.7%
Gillette	1		5	10	22	145	3	186	3	212	3	-12.3%
CARBON COUNTY	0	0	0	0	0	2	0	2		49		-95.9%
Sheriff								0	3	2	3	-100.0%
Rawlins								0	3	45	3	-100.0%
Saratoga						2		2	3	2	3	0.0%
Hanna								0	3	0	3	0.0%
CONVERSE COUNTY	0	0	0	8	6	32	1	47		48		-2.1%
Sheriff								0	3	4	3	-100.0%
Douglas				7	3	25	1	36	3	38	3	-5.3%
Glenrock				1	3	7		11	3	6	3	83.3%
CROOK COUNTY	0	0	0	1	4	23	3	31		19		63.2%
Sheriff				1	3	11	2	17	3	7	3	142.9%
Sundance						6		6	3	6	3	0.0%
Hulett								0	0	0	3	0.0%
Moorcroft					1	6	1	8	3	6	3	33.3%
FREMONT COUNTY	0	1	1	15	12	140	12	181		256		-29.3%
Sheriff				6		4		10	2	33	3	-69.7%
Lander						37	4	41	3	74	3	-44.6%
Riverton		1	1	9	12	99	8	130	3	149	3	-12.8%
GOSHEN COUNTY	0	0	0	13	7	27	0	47		36		30.6%
Sheriff				8	2	5		15	3	17	3	-11.8%
Torrington				5	5	22		32	3	36	3	-11.1%
HOT SPRINGS COUNTY	0	0	0	0	2	5	0	7		6		16.7%
Sheriff						2		2	3	6	3	-66.7%
Thermopolis					2	3		5	3	0	3	0.0%
JOHNSON COUNTY	0	0	0	5	2	25	2	34		14		142.9%
Sheriff				2	2	1		5	3	1	3	400.0%
Buffalo				3		24	2	29	3	13	3	123.1%
LARAMIE COUNTY	5	7	2	33	84	426	46	603		512		17.8%
Sheriff	1	2	1	9	24	64	13	114	3	118	3	-3.4%
Cheyenne	4	5	1	24	57	362	33	486	3	392	3	24.0%
Pine Bluffs					3			3	3	2	3	50.0%

INDEX OFFENSES BY CONTRIBUTOR

	MURDER	RAPE	ROBBERY	AGG ASSLT	BURGLARY	LARCENY	MVT	1ST QT 2016 TOTAL	M	1ST QT 2015 TOTAL	M	% Change *
LINCOLN COUNTY	0	0	0	2	4	14	1	21		30		-30.0%
Sheriff				2	1	2	1	6	3	21	3	-71.4%
Afton					3	10		13	3	3	3	333.3%
Kemmerer						2		2	3	6	3	-66.7%
Diamondville								0	3	0	3	0.0%
NATRONA COUNTY	0	7	0	32	97	348	29	513		474		8.2%
Sheriff		5		7	19	24	6	61	3	100	3	-39.0%
Casper		2		20	71	310	22	425	3	340	3	25.0%
Mills					3	2	1	6	3	29	3	-79.3%
Evansville				5	4	12		21	3	5	3	320.0%
NIOBRARA COUNTY	0	0	0	0	0	0	0	0		0		0.0%
Lusk								0	0	0	3	0.0%
PARK COUNTY	0	1	1	12	16	75	1	106		92		15.2%
Sheriff			1	9	7	6		23	3	15	3	53.3%
Cody				2	6	42		50	3	49	3	2.0%
Powell		1		1	3	27	1	33	3	28	3	17.9%
PLATTE COUNTY	0	0	0	4	7	16	1	28		15		86.7%
Sheriff					3	4		7	3	3	3	133.3%
Wheatland				4	4	12	1	21	3	12	3	75.0%
Guernsey								0	0	0	3	0.0%
SHERIDAN COUNTY	0	0	0	4	11	56	1	72		93		-22.6%
Sheriff						6		6	3	7	3	-14.3%
Sheridan				4	11	50	1	66	3	86	3	-23.3%
NWCCD								0	3	0	3	200.0%
SUBLETTE COUNTY	0	0	0	1	2	17	1	21		23		-8.7%
Sheriff				1	2	17	1	21	3	23	3	-8.7%
SWEETWATER COUNTY	0	15	0	22	28	148	9	222		204		8.8%
Sheriff		3		5	4	15	2	29	3	37	3	-21.6%
Green River				7	12	21		40	3	45	3	-11.1%
Rock Springs		12		10	12	112	7	153	3	122	3	25.4%
TETON COUNTY	0	4	1	6	5	38	4	58		38		52.6%
Jackson		4	1	6	5	38	4	58	3	38	3	52.6%
UINTA COUNTY	0	0	0	1	4	84	5	94		86		9.3%
Sheriff				1		10	2	13	3	22	3	-40.9%
Evanston					4	74	3	81	3	64	3	26.6%
WASHAKIE COUNTY	0	2	0	0	5	9	1	17		10		70.0%
Sheriff					1			1	3	0	3	0.0%
Worland		2			4	9	1	16	3	10	3	60.0%
WESTON COUNTY	0	0	0	0	2	19	2	23		21		9.5%
Sheriff						2		2	3	4	3	-50.0%
Newcastle					2	17	2	21	3	17	3	23.5%
TOTAL	6	43	10	209	351	1,767	132	2,518		2,460		2.4%

FIRST QUARTER ARRESTS

CLASSIFICATION OF OFFENSES	ADULT		JUVENILE	
	Male	Female	Male	Female
Murder & Non-Negligent Manslaughter	2	1	0	0
Forcible Rape	7	0	0	0
Robbery	4	0	0	0
Aggravated Assault	89	7	5	0
Burglary	52	6	7	0
Larceny-Theft	200	171	86	57
Motor Vehicle Theft	10	8	2	2
TOTAL INDEX OFFENSE ARRESTS	364	193	100	59
Manslaughter by Negligence	1	0	0	0
Arson	6	4	4	0
Other Assaults	268	94	75	35
Forgery & Counterfeiting	8	6	1	0
Fraud	32	15	2	0
Embezzlement	2	1	0	0
Stolen Property; By Receive, Possess	14	2	0	0
Vandalism	60	11	28	4
Weapons; Carry, Possess, etc.	11	3	2	1
Prostitution & Commercialized Vice	0	1	0	0
Sex Offenses(Except Rape & Prostitution)	20	1	2	2
GRAND TOTAL DRUG ABUSE VIOLATIONS	678	284	94	31
(1) Sale/Manufacture Subtotal	86	36	9	0
(2) Possession Subtotal	592	248	85	31
Gambling Offenses	0	0	0	0
Offenses Against Family & Children	62	27	2	1
Driving Under the Influence	546	174	6	5
Liquor Laws	198	85	82	45
Drunkenness	391	84	7	2
Disorderly Conduct	113	40	21	5
Vagrancy	1	1	8	3
All Other Offenses (Except Traffic)	1465	591	139	43
Suspicion	1	0	2	0
Curfew & Loitering Law Violations	N/A	N/A	19	4
Runaways	N/A	N/A	10	11
TOTALS	4,241	1,617	604	251
Total Arrests Adult - Juvenile	5,858		855	
TOTAL ARRESTS	6,713			

ARREST COMPARISON

	2016	2015	% Change
<i>Adult Male</i>	4,238	4,656	-8.98%
<i>Adult Female</i>	1,617	1,784	-9.36%
<i>Adult Total</i>	5,855	6,440	-9.08%
<i>JV Male</i>	604	664	-9.04%
<i>JV Female</i>	251	339	-25.96%
<i>JV Total</i>	855	1,003	-14.76%
TOTAL	6,710	7,443	-9.85%

STOLEN PROPERTY BY TYPE AND VALUE

TYPE OF PROPERTY	VALUE STOLEN	VALUE RECOVERED	PERCENT RECOVERED
<i>A) Currency, Notes, etc.</i>	\$288,035	\$19,152	6.6%
<i>B) Jewelry & Precious Metal</i>	\$114,405	\$18,605	16.3%
<i>C) Clothing & Furs</i>	\$39,000	\$12,382	31.7%
<i>D) Locally Stolen Motor Vehicles</i>	\$900,254	\$587,988	65.3%
<i>E) Office Equipment</i>	\$32,242	\$4,521	14.0%
<i>F) Televisions, Radios, Stereos, etc.</i>	\$164,315	\$9,936	6.0%
<i>G) Firearms</i>	\$87,506	\$24,798	28.3%
<i>H) Household Goods</i>	\$34,247	\$3,194	9.3%
<i>I) Consumable Goods</i>	\$364,994	\$5,059	1.4%
<i>J) Livestock</i>	\$29,063	\$0	0.0%
<i>K) Miscellaneous</i>	\$802,972	\$154,310	19.2%
TOTAL	\$2,857,033	\$839,945	29.4%

ARSON

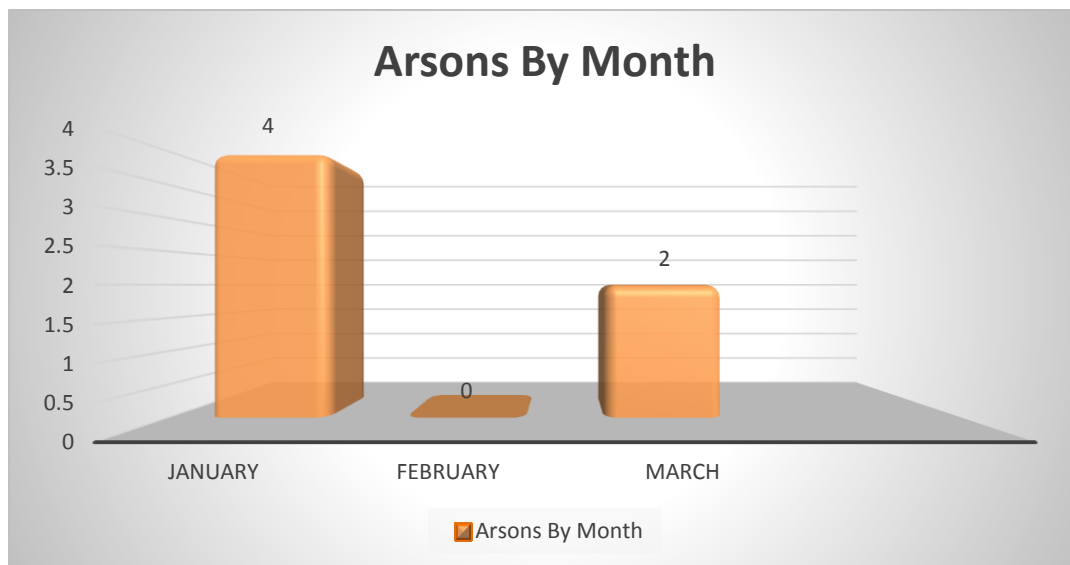
Arson is defined by the Uniform Crime Reporting Program as any willful or malicious burning or attempting to burn, with or without intent to defraud, of a dwelling house, public building, motor vehicle or aircraft, personal property of another, etc. One offense is scored, from point of origin, for each attempt or actual arson.

Arson by Classification

<i>Property Classification</i>	Number of Offenses	Total Offenses Cleared	Uninhabited or Abandoned Structures	Estimated Value of Property Damaged
<i>Single Occupancy Residence</i>	2		1	\$12,150
<i>Other Residence</i>				
<i>Storage</i>				
<i>Industrial/Manufacturing</i>				
<i>Other Commercial</i>				
<i>Community/Public</i>				
<i>All other Structures</i>				
TOTAL STRUCTURES	2	0	1	\$12,150
<i>Motor Vehicles</i>	2			\$13,500
<i>Other Mobile Property</i>				
TOTAL MOBILE	2	0	0	\$13,500
TOTAL OTHER	2	1		\$51
GRAND TOTAL	6	1	1	\$25,701

Total Arson reported by Month

Jan	Feb	Mar	Apr	May	Jun	Jul	Aug	Sep	Oct	Nov	Dec	Total
4	0	2										6



DOMESTIC VIOLENCE REPORT

The following domestic violence information was provided by Wyoming law enforcement agencies and compiled by the Criminal Records Section, Division of Criminal Investigation, Office of the Attorney General, in compliance with W.S.S. 7-20-107(a)(b) and W.S.S. 6-4-404.

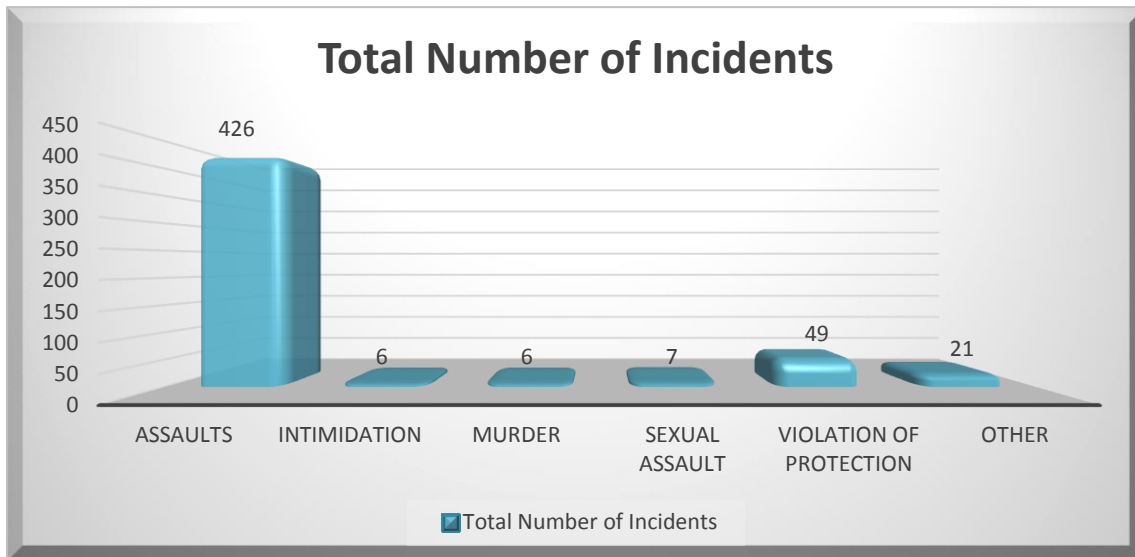
The Domestic Violence Reporting Program, which began January 1, 1988, reflects domestic violence information as submitted by Wyoming law enforcement agencies on a monthly basis. The following tables provide summary information concerning the number of incidents by county, day of week, time of day, type of violence and disposition.

Factors involved, which contribute to the amount of domestic violence incidents reported for any one month include: repeated incidents throughout the month involving the same individuals; one offender/multiple victims; and, mutual confrontation where the involved subjects are both victim and offender.

When more than one type of violence occurs, or multiple dispositions are reported for a single incident, only the most serious and/or consequential action is counted for reporting purposes of this program.

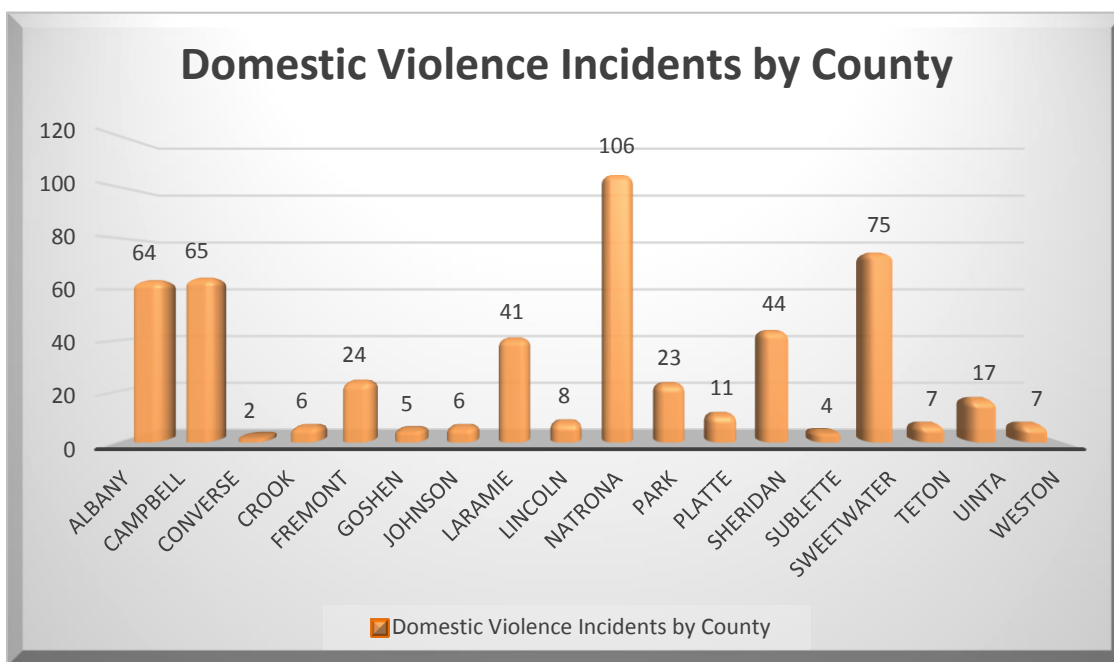
DISTRIBUTION BY TYPE OF VIOLENCE

TYPE OF VIOLENCE	Total Number of Incidents	Total Number of Victims		Total Number of Offenders		Total Arrest By Incident Type	% of Incidents Resulting In Arrest
		Male	Female	Male	Female		
Abductions	0						-
Assaults	426	147	279	299	123	221	51.9%
Intimidation	6	2	4	4	2	2	33.3%
Murder	6	2	4	4	2	2	33.3%
Robbery	0						-
Sex Assault	7	1	6	7	0	3	42.9%
Viol. Protection	49	9	40	37	12	12	24.5%
Other	21	6	15	13	7	6	28.6%
TOTAL	515	167	348	364	146	246	47.8%



NUMBER INCIDENTS BY COUNTY

Albany	64	Big Horn		Campbell	65
Carbon		Converse	2	Crook	6
Fremont	24	Goshen	5	Hot Springs	
Johnson	6	Laramie	41	Lincoln	8
Natrona	106	Niobrara		Park	23
Platte	11	Sheridan	44	Sublette	4
Sweetwater	75	Teton	7	Uinta	17
Washakie		Weston	7	State Total	515

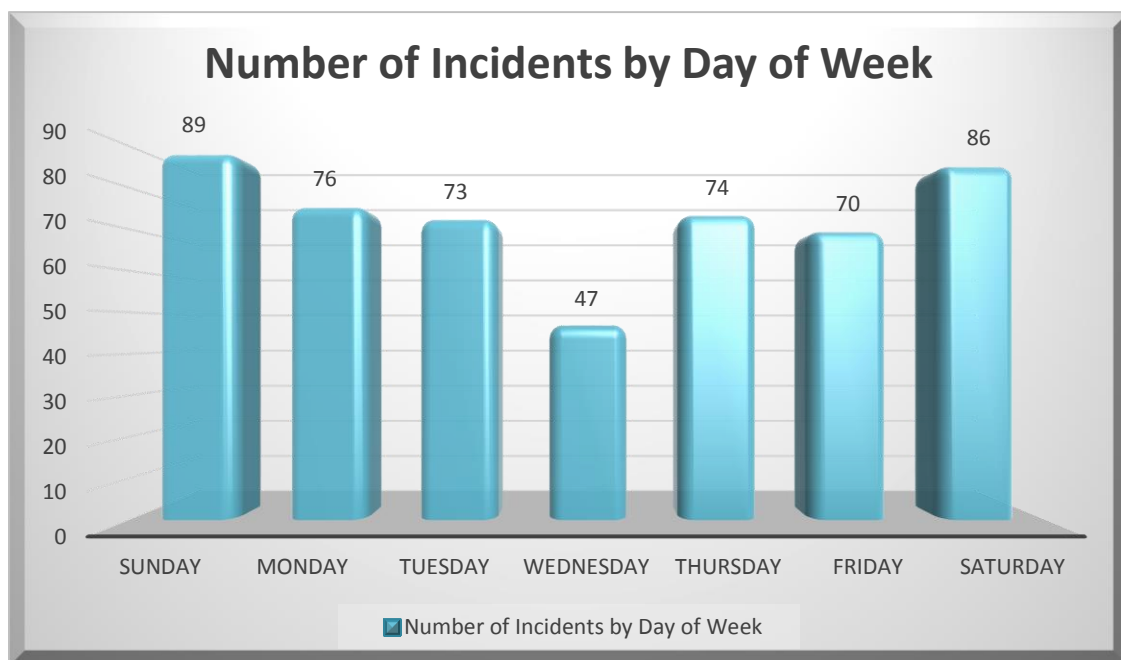


DOMESTIC VIOLENCE INCIDENTS BY MONTH

JAN	FEB	MAR	APR	MAY	JUN	JUL	AUG	SEP	OCT	NOV	DEC	TOTAL
203	148	164										515

NUMBER OF INCIDENTS BY DAY OF WEEK

Sunday	89	Thursday	74
Monday	76	Friday	70
Tuesday	73	Saturday	86
Wednesday	47	Total	515



NUMBER OF INCIDENTS IN TWO-HOUR INCREMENTS

00:01 - 01:59	51	12:00 - 13:59	44
02:00 - 03:59	43	14:00 - 15:59	43
04:00 - 05:59	13	16:00 - 17:59	65
06:00 - 07:59	13	18:00 - 19:59	70
08:00 - 09:59	30	20:00 - 21:59	59
10:00 - 11:59	24	22:00 - 23:59	60
unknown		Total	515

VICTIM AND OFFENDER BY SEX

	Victims		Offenders		
	Number of Victims	Victims Under 18	Male	Female	Under 18
Female	348	32	311	35	6
Male	167	13	53	111	7
Total	515	45	364	146	13

RELATIONSHIP OF VICTIM TO OFFENDER

Spouse	107	Former Spouse	27
Parent	37	Other Relative	7
Other household Member	93	Former Other Household Member	8
Child	41	Dating	128
Sibling	18	Former Dating	49
Unknown		Total	515

VICTIM AND OFFENDER BY AGE

Victim Age		Offender Age	
1 - 17	45	16 -17	13
18 - 29	187	18 -29	193
30 - 39	154	30 -39	181
40 - 59	109	40 -59	114
60 & Over	19	60 & Over	13
No Age Given	1	No Age Given	1
Total	515	Total	515

EXTENT OF INJURY

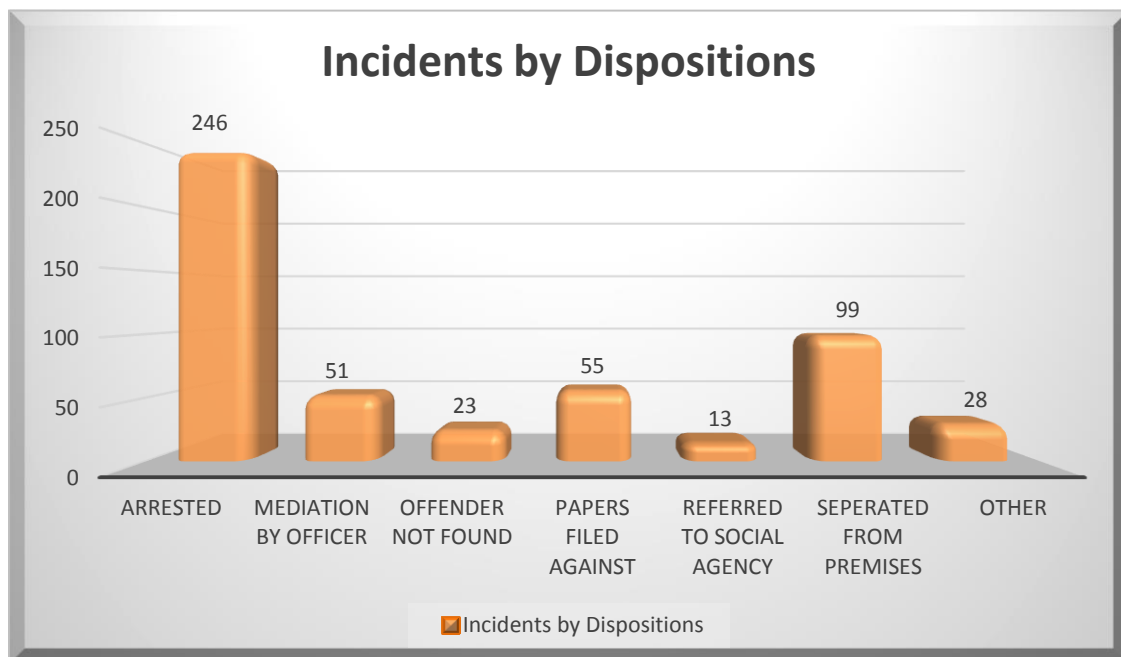
None	214	Minor Injuries	279
Broken Bones	8	Other Major Injury	7
Death	1	Loss of Teeth	0
Internal Injures	0	Unconsciousness	1
Severe Lacerations	5	Total	515

INCIDENT BY WEAPON

Firearm	6	Other Dangerous Weapon	13
Knife/Cutting Instrument	13	No Weapon	483
Unknown	0	Total	515

NUMBER OF INCIDENTS BY TYPE OF DISPOSITION

Arrested	246	Referred to Social Agency	13
Mediation by Officer	51	Separated from Premises	99
Offender Not Found	23	Other	28
Papers Filed Against	55	Total	512



Law Enforcement Officers Killed or Assaulted

L.E.O.K.A.

LAW ENFORCEMENT OFFICERS ASSAULTED
BY ACTIVITY, WEAPON, AND ASSIGNMENT

	Total Assaults by Weapon	Type of Weapon				Type of Assignment								
		Firearm	Knife or Other Cutting Instrument	Other Dangerous Weapon	Hand, Fists, Feet, Etc.	Two-Man Vehicle	One-Man Vehicle		Detective Special Assign.		Other		Cleared	
							Alone	Assisted	Alone	Assisted	Alone	Assisted		
Type of Activity	A	B	C	D	E	F	G	H	I	J	K	L	M	
1	Responding to "Disturbance" Call	2				2		1				1	1	
2	Burglaries in progress or pursuing burglary suspect	0												
3	Robberies in progress or pursuing robbery suspect	0												
4	Attempting other arrest	2	1			1		1		1			1	
5	Civil disorder (riot, mass disobedience)	0												
6	Handling, transporting, custody of prisoners	3				3		1			1	1	2	
7	Investigation suspicious persons or circumstances	1				1		1						
8	Ambush - no warning	0												
9	Mentally deranged	1			1			1					1	
10	Traffic pursuits and stops	0												
11	All others	1				1						1	1	
12	TOTALS	10	1	0	1	8	0	0	5	0	1	1	3	6
13	Number with personal injury	5	1			4								
14	Number without personal injury	5			1	4								
	AM	1	0	0	0	0	1							
	PM	3	1	1	2	1	0							
		12:01 - 2:00	2:01 - 4:00	4:01 - 6:00	6:01 - 8:00	8:01 - 10:00	10:01 - 12:00							

